

Messrs: KYOCERA ELECTRONIC DEVICES LLC.**Preliminary Specification**

Customer part number	-
Customer specification Number	-
Product	Quartz Crystal
Model	CX-2520SB
Frequency	40000kHz
Part Number	CX2520SB40000H0WZK06

[STAMP]

Sales office

KYOCERA Corporation
 (Electronic Components Sales Division)
 Head Office 6 Takeda Tobadono-cho, Fushimi-ku,
 Kyoto 612-8501 Japan
 TEL 075-604-3500
 FAX 075-604-3501

Production

KYOCERA KINSEKI Corporation
 (Quartz Crystal Department)
 1-8-1, Izumi-honcho, Komae-Shi,
 Tokyo 201-8648 Japan
 TEL 03-5497-3111
 FAX 03-5497-3209

Design KYOCERA KINSEKI Yamagata Co. Quartz Crystal division 1	Issued by T.NITOUBE	Approved by T.UETA
--	--	---

Recycled paper is being used for the conservation of nature.

Date: 2005/ 3/ 2

Change History

Rev	DESCRIPTION	DATE	DRAWN	CHECKED	APPROVED
0	Preliminary spec release	2005/ 3/ 2	T.NITOUBE	K.HONDA	T.UETA

1. APPLICATION

This specification sheet is applied to quartz crystal "CX-2520SB".

2. PART NUMBER

CX2520SB40000H0WZK06

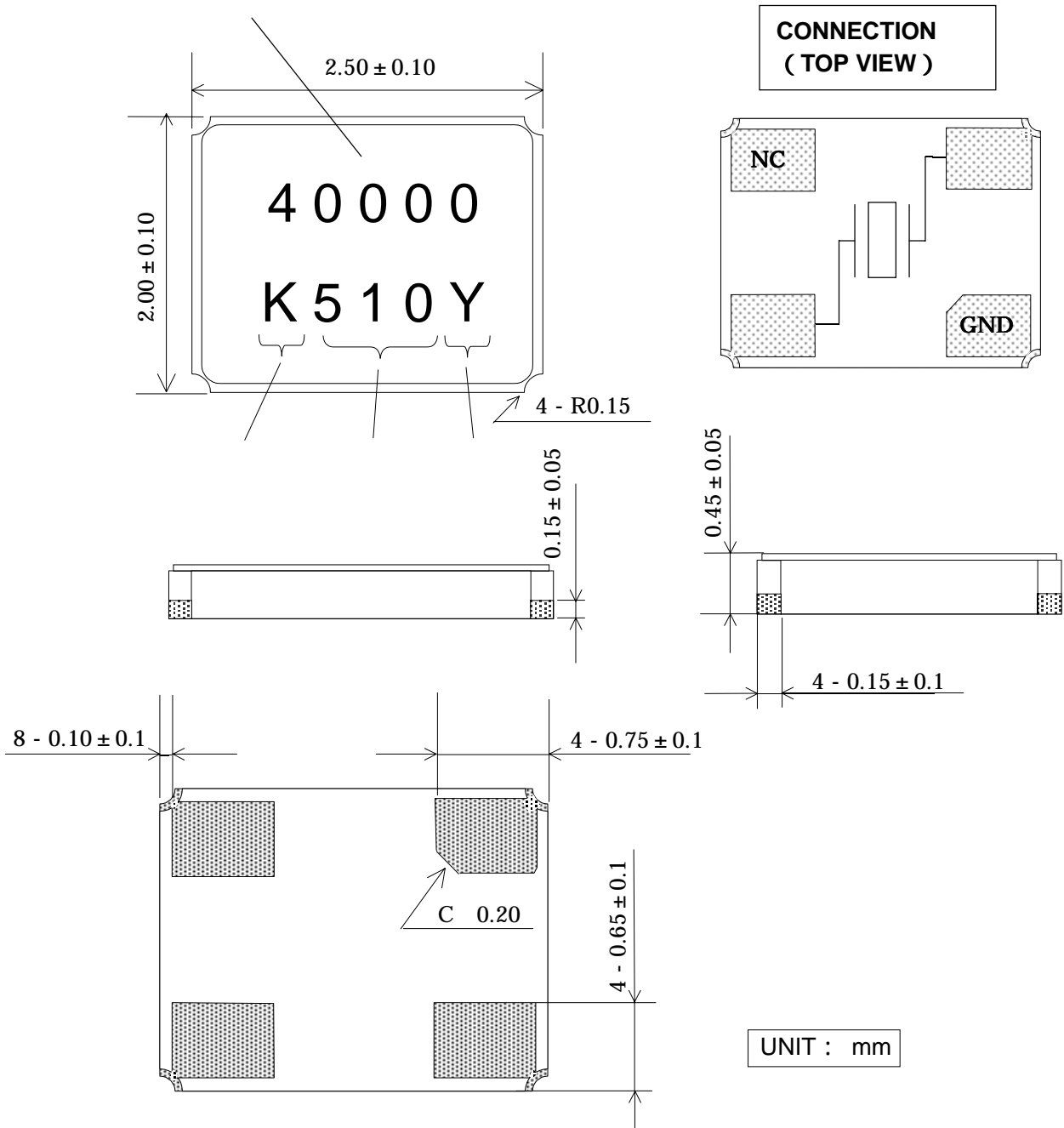
3. RATINGS

Items	SYMB.	Rating	Unit	Remarks
Operating Temperature	Topr	0~+85	deg. C	
Storage Temperature range	Tstg	-40~+85	deg. C	

4. CHARACTERISTICS**4-1 ELECTRICAL CHARACTERISTICS**

Items	Electrical Specification					Test Condition	Remarks
	SYMB.	Min	Typ.	Max	Unit		
Mode of Vibration		Fundamental					
Nominal Frequency	F0		40		MHz		
Nominal Temperature	T _{NOM}		25		deg. C		
Load Capacitance	CL		12.0		pF		
Frequency Temperature characteristics	df/F	-18.0		18.0	PPM	0 ~ +85	
Frequency Ageing Rate		-1.0		1.0		1 year	
Equivalent Series Resistance	ESR			50	Ohms		
Drive Level	Pd	0.002		0.1	mW		
Insulation Resistance	IR	500			M ohms	100V(DC)	

5. APPEARANCES, PHYSICAL DIMENSION OUTLINE DIMENSION (not to scale)



MARKING

Nominal Frequency Move the number of maximum indication beams of the frequency to five digits , and omit less than kHz .

Identification

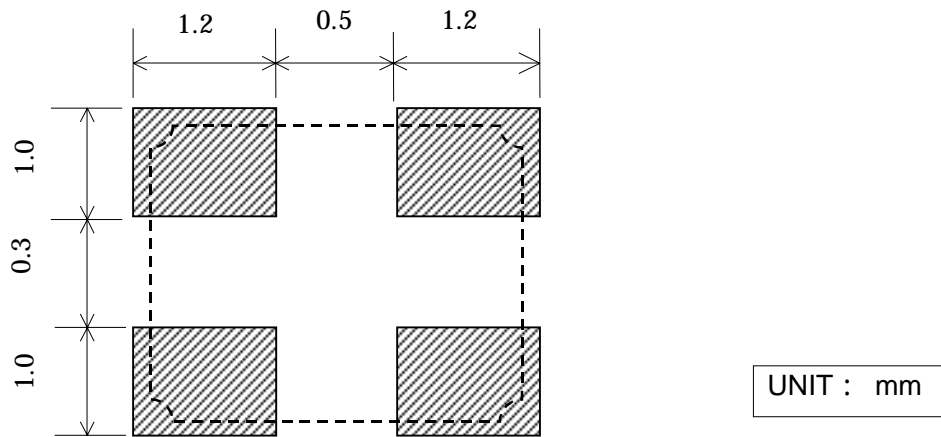
Date Code Year...LAST 1 DIGIT of YEAR AND WEEK For details to P11
(Ex) March 2, 2005 510

Manufacturing Location

Y...Yamagata

Z...Shiga Higashi omi

6. RECOMMENDED LAND PATTERN (not to scale)



7. Quality Assurance

Location

Kyocera Kinseki Yamagata Corporation ... Kyocera Kinseki Yamagata

Quality Assurance Division

Kyocera Kinseki Corporation Shiga Yohkaichi Plant ... Kyocera Kinseki

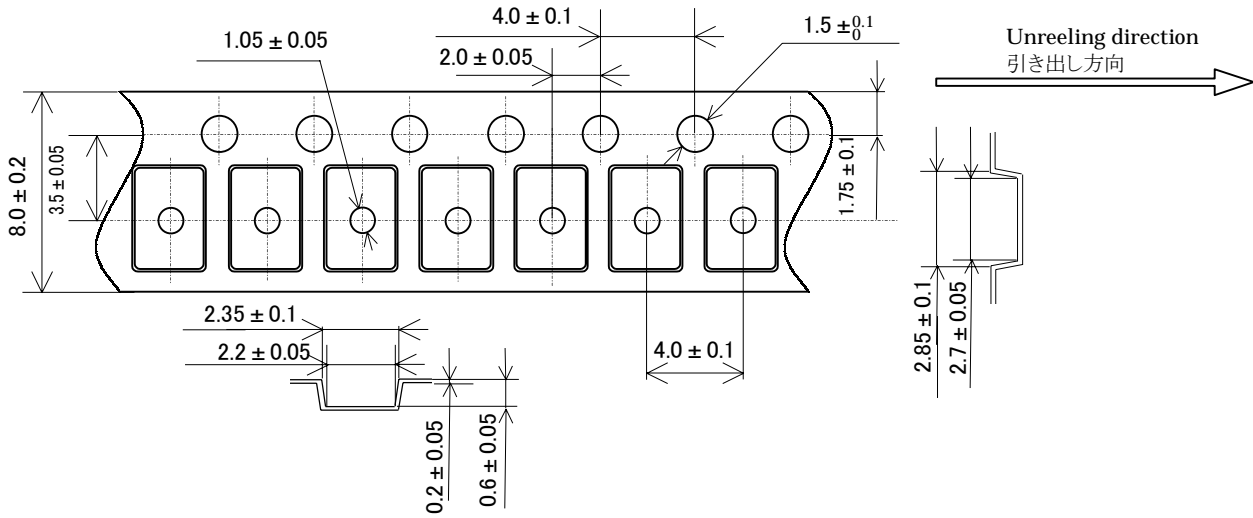
Quality Assurance Division

Quality guarantee

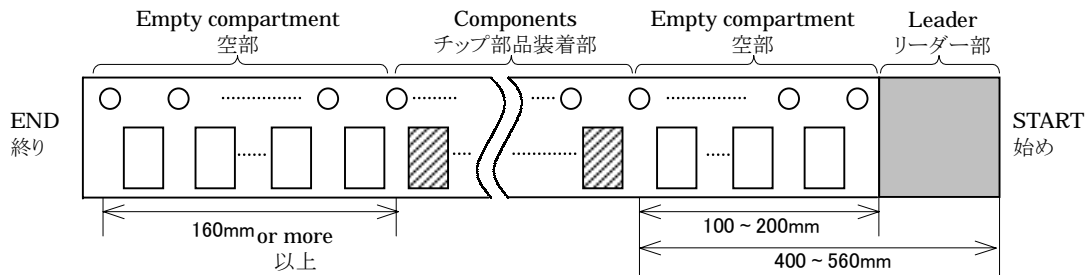
When the failure by the responsibility of our company occurs clearly after delivery within 1 year, a substitute article etc. is appropriated gratuitously and this is guaranteed. However, when passing 1 year after delivery, there is a case where I am allowed to consider as onerous repair after both consultation.

8.TAPING&REEL 梱包補助材

8-1.Dimensions(寸法図)

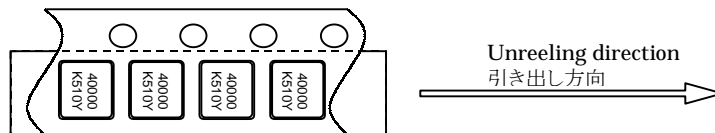


8-2.Leader and trailer tape (リーダー部テープ部及び終末端部テープ)



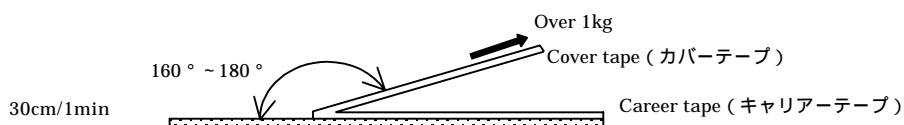
8-3.Direction (The direction shall be seen from the top cover tape side)

テーピング方向
(トップカバーテープ側から見る。)

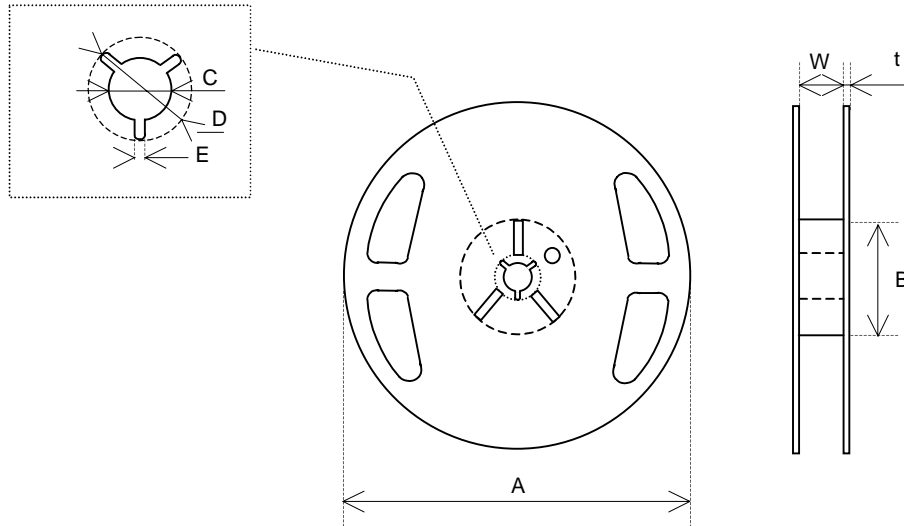


8-4.Specification (記事)

- Material of the carrier tape shall be EC-AP, Polycarbonate, A - PET or PS(all ESD).
{装着テープの材質は、EC-AP、ポリカーボネイト、A - PET、PS (全て静電対策品) の何れかとする。}
- Material of the seal tape shall be polyester(ESD).{ シールテープの材質はポリエステルとする。(静電対策品) }
- The seal tape shall not cover the sprocket holes. And not protrude from the carrier tape.
{シールテープは送り穴をふさいだり、装着テープからはみ出していないこと。}
- Tensile strength of the tape : 10N or more. {テープの引張り強度は10N 以上}
- The R of the corner without designation is 0.2RMAX. {指定無きコーナーのRは0.2RMAX}
- Disalignment between centers of the cavity and sprocket hole shall be 0.05mm or less. {角穴の中心と送り穴の中心とのずれは、0.05mm 以下とする。}
- Cumulative pitch tolerance of "Po" shall be ± 0.2 mm at 10 pitches. {"Po"の累積ピッチ許容差は、10 ピッチで ± 0.2 mm とする。}
- Keep direction of a printing at tape inside. {エンボステープ内における印字は上図の方向とする。}
- Peeling force of the seal tape: 0.1 to 0.7N. {シールテープ剥離強度 0.1 ~ 0.7N}
- The component can fall headlong naturally from taping in she environment, such dry conditions, when the components were transferred to,cover was removed and the component was moved upside down.
カバーテープを外しテープを逆さにしたとき、輸送後及び乾燥等の環境下でも自重で部品が落下できる。



Reel specifications リール



In the case of 180 Reel (1000 or 3000 pcs)

Symbol	A	B	C	D
Dimension	$\phi 180 +0/-3$	$\phi 60 +1/-0$	$\phi 13 \pm 0.2$	$\phi 21 \pm 0.8$
Symbol	E	W	t	
Dimension	2.0 ± 0.5	9 ± 1	2.0 ± 0.5	

(Unit : mm)

In the case of 330 Reel (1000 or 3000 or 5000 pcs)

Symbol	A	B	C	D
Dimension	$\phi 330 \pm 0.2$	$\phi 100 \pm 1.0$	$\phi 13 \pm 0.2$	$\phi 21 \pm 0.8$
Symbol	E	W	t	
Dimension	2.0 ± 0.5	13.5 ± 0.5	2.2 ± 0.1	

(Unit : mm)

9.Environmental requirements

After following test, frequency shall not change more than $\pm 20 \times 10^{-6}$
And CI , $\pm 20\%$ or 5 of large value.

- 9.1 Resistance to Shock Test condition
Natural dropped from height 100cm onto hard wood board in 3 times
- 9.2 Resistance to Vibration Test condition
frequency : 10 - 55 - 10 Hz
Amplitude : 1.5mm
Cycle time : 15 minutes
Direction : X,Y,Z (3direction),2 h each.
- 9.3 Resistance to Heat Test condition
The quartz crystal unit shall be stored at a temperature of $+85 \pm 2$ for 500 h.
Then it shall be subjected to standard atmospheric conditions for 1 h ,after which measurement shall be made.
- 9.4 Resistance to Cold Test condition
The quartz crystal unit shall be stored at a temperature of -40 ± 2 for 500 h.
Then it shall be subjected to standard atmospheric conditions for 1 h ,after which measurement shall be made.
- 9.5 Thermal Shock Test condition
The quartz crystal unit shall be subjected to 500 successive change of temperature cycles , each as shown in table below , Then it shall be subjected to standard atmospheric conditions for 1h , after which measurements shall be made.
Cycle : -40 ± 2 (30min.) ~ -25 ± 2 (5min.)
 ~ $+85 \pm 2$ (30min.) ~ -25 ± 2 (5min.)

9.6 Resistance to Moisture

Test condition

The quartz crystal unit shall be stored at a temperature of 60 ± 2 with relative humidity of 90% to 95% for 240 h. Then it shall be subjected to standard atmospheric conditions for 1h , after which measurements shall be made

9.7 Soldering condition

1.) Material of solder

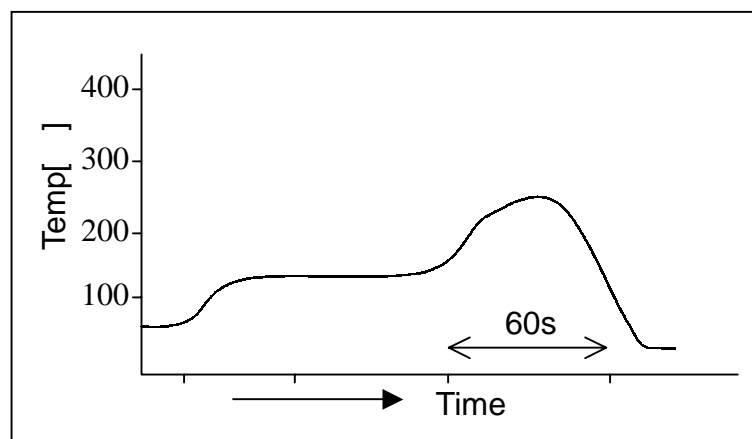
Kind ... lead free solder paste

Melting point ... 220 ± 5

2.) Temp.profile of reflow soldering system

	Temp [°C]	Time[sec]
Peak	260 ± 5	10 (max.)
Preheating	180 (typ.)	100 (typ.)
Total		200 (max.)

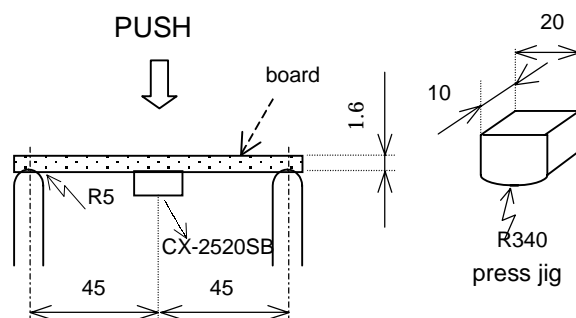
Temp. profile of reflow



9.8 Intensity for bending in circuit board

Solder this product in center of the circuit board of 40mm x 100mm , and add the deflection of 3mm as the bottom figure.

Test board : t = 1.6mm



UNIT : mm

10.Cautions for use**(1) Automatic mounting machine use**

Please use after affirmation that select the mounting machine model with a shock small if possible in the case of use of an automatic mounting machine, and it does not have breakage. There is a risk of a crystal oscillating child's breakage occurring and not functioning normally by too much shock etc..

(2) Conformity of a circuit

In case of use of an oscillation circuit, please insert in a crystal oscillating child in series resistance 5 time as many as the standard value of equivalent in-series resistance, and confirm oscillating. Please remove resistance which inserted after the notes above-mentioned examination in the crystal oscillating child in series, and use it.

11.Storage conditions

Storage at prolonged high temperature or low temperature and the storage by high humidity cause degradation of frequency accuracy, and degradation of soldering nature. Storage is performed at the temperature of 18-30 degrees C, and the humidity of 20-70 Percent in the state of packing, and a term is 6 months.

12.Others

When any questions and opinions are in the written matter of these delivery specifications, I will ask connection of you from the our company issue day within 45 days. In a connection no case, a written matter is consented to it and employed within a term.

Date: 2005/ 3/ 2

13.LOT CALENDAR

WEEK	MONTH	SUN	MON	TUE	WED	THU	FRI	SAT	WEEK	MONTH	SUN	MON	TUE	WED	THU	FRI	SAT
週	月	日	月	火	水	木	金	土	週	月	日	月	火	水	木	金	土
0501	1							1	0528	7	3	4	5	6	7	8	9
0502		2	3	4	5	6	7	8	0529		10	11	12	13	14	15	16
0503		9	10	11	12	13	14	15	0530		17	18	19	20	21	22	23
0504		16	17	18	19	20	21	22	0531		24	25	26	27	28	29	30
0505		23	24	25	26	27	28	29	0532	8	31	1	2	3	4	5	6
0506	2	30	31	1	2	3	4	5	0533		7	8	9	10	11	12	13
0507		6	7	8	9	10	11	12	0534		14	15	16	17	18	19	20
0508		13	14	15	16	17	18	19	0535		21	22	23	24	25	26	27
0509		20	21	22	23	24	25	26	0536	9	28	29	30	31	1	2	3
0510	3	27	28	1	2	3	4	5	0537		4	5	6	7	8	9	10
0511		6	7	8	9	10	11	12	0538		11	12	13	14	15	16	17
0512		13	14	15	16	17	18	19	0539		18	19	20	21	22	23	24
0513		20	21	22	23	24	25	26	0540	10	25	26	27	28	29	30	1
0514	4	27	28	29	30	31	1	2	0541		2	3	4	5	6	7	8
0515		3	4	5	6	7	8	9	0542		9	10	11	12	13	14	15
0516		10	11	12	13	14	15	16	0543		16	17	18	19	20	21	22
0517		17	18	19	20	21	22	23	0544		23	24	25	26	27	28	29
0518		24	25	26	27	28	29	30	0545	11	30	31	1	2	3	4	5
0519	5	1	2	3	4	5	6	7	0546		6	7	8	9	10	11	12
0520		8	9	10	11	12	13	14	0547		13	14	15	16	17	18	19
0521		15	16	17	18	19	20	21	0548		20	21	22	23	24	25	26
0522		22	23	24	25	26	27	28	0549	12	27	28	29	30	1	2	3
0523	6	29	30	31	1	2	3	4	0550		4	5	6	7	8	9	10
0524		5	6	7	8	9	10	11	0551		11	12	13	14	15	16	17
0525		12	13	14	15	16	17	18	0552		18	19	20	21	22	23	24
0526		19	20	21	22	23	24	25	0553		25	26	27	28	29	30	31
0527	7	26	27	28	29	30	1	2									